

Conway ES

Media Center Collection Development Plan
2023-24

Judy Janvier
Principal

Danielle Hafele
Danielle Hafele
Certified Educational Media Specialist

Table of Contents

Table of Contents	2
Executive Summary	3
District Strategic Plan 2025	3
School Collection Development Plan	3
School Assessment Analysis	4
Collection Analysis	5
Collection Analysis by Category	6
Notes	6
Representation Analysis	7
Results	7
Strategic Focus	8
Budget and Purchasing Plan	9
Annual Budget 2023-2024	9
Purchasing Plan 2023-2024	9
Year-to-Year Collection Change	10

Executive Summary

District Strategic Plan 2025

Orange County Public Schools is the eighth-largest school district in the United States and the fourth largest in Florida. The district serves more than 206,000 students at 202 schools and is one of the largest employers in Central Florida with more than 25,000 team members.

Vision: To ensure every student has a promising and successful future.

Mission: With the support of families and the community, we create enriching and diverse pathways to lead our students to success.

School Collection Development Plan

Conway ES serves 447 students enrolled in grades Kindergarten through fifth. The student population's ethnicity is made of 60% Hispanic and 40% Non-Hispanic students. Additionally, we serve a diverse population made up of 68% White, 22% Black, 1% Native, 1% Asian, 0% Pacific, and 7% Multicultural students.

The administration includes Principal Judy Janvier and Assistant Principal Janeris Hernandez. Conway ES is proud to offer the many special programs which provide students with opportunities. These include Battle of the Books, Chorus, Odyssey of the Mind, Gifted Program, Safety Patrols, News crew and National Honor Society.

A thorough analysis of the current media center collection at Conway ES indicates that the average age of the collection is 2009 and the number of books per student is 26. The [American Association for School Libraries](#) has established a criteria for highly effective media centers that includes a ratio of 15-20 books available per student in the collection.

At this time, Conway ES does not meet the recommended standards for the number of books per student.

The analysis of the collection also revealed the following areas of strengths and concerns:

- Based on State assessment data agrades 3 & 4 showed growth and grade 5 showed a decrease
- The average publication date of 2009 is acceptable but needs to be improved
- Purchasing priorities are focusing on poverty themes due to our title one status and homeless population
- Purchasing priorities are focused on non-fiction computer and science titles based on age of those collections

School Assessment Analysis

The school analysis provides an overview of the school's assessment data for the previous two school years.

Proficiency Data							
Assessment	2021-22	Assessment	2022-23	Assessment	2021-22	Assessment	2022-23
		Star Early Literacy Proficiency	40%				
		Star Reading Proficiency	52%			Star Math Proficiency	51%
FSA ELA Grade 3	45%	FAST ELA Proficiency Grade 3	55%	FSA Math Grade 3	55%	FAST Math Proficiency Grade 3	47%
FSA ELA Grade 4	39%	FAST ELA Proficiency Grade 4	55%	FSA Math Grade 4	39%	FAST Math Proficiency Grade 4	53%
FSA ELA Grade 5	44%	FAST ELA Proficiency Grade 5	31%	FSA Math Grade 5	37%	FAST Math Proficiency Grade 5	32%
NGSSS Sci 5 EOC	37%	NGSSS Sci 5 EOC	39%				

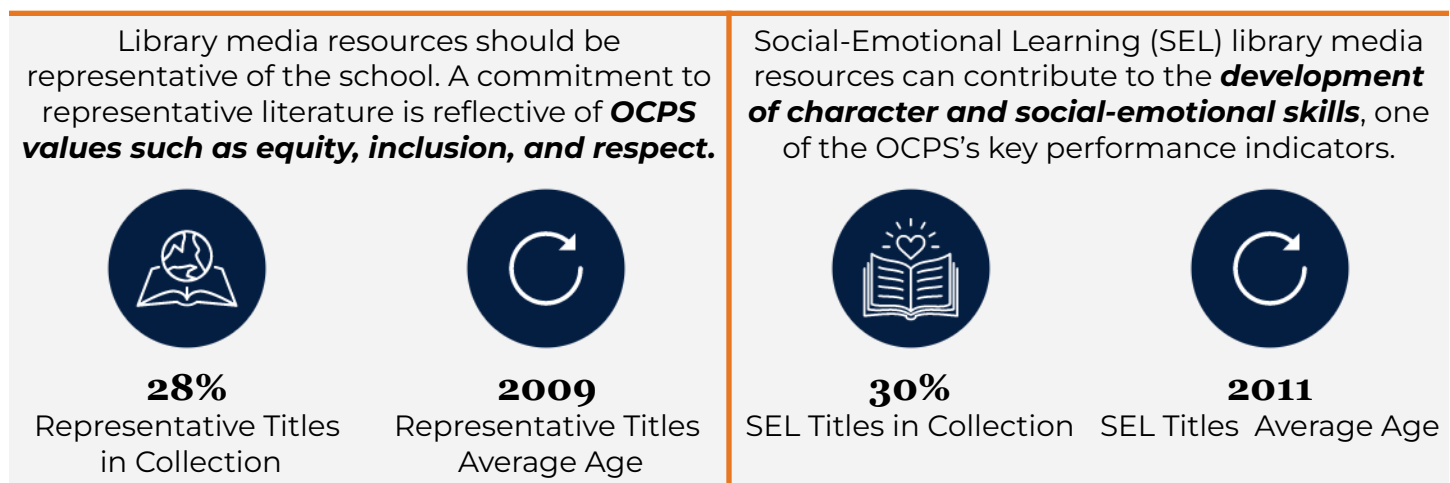

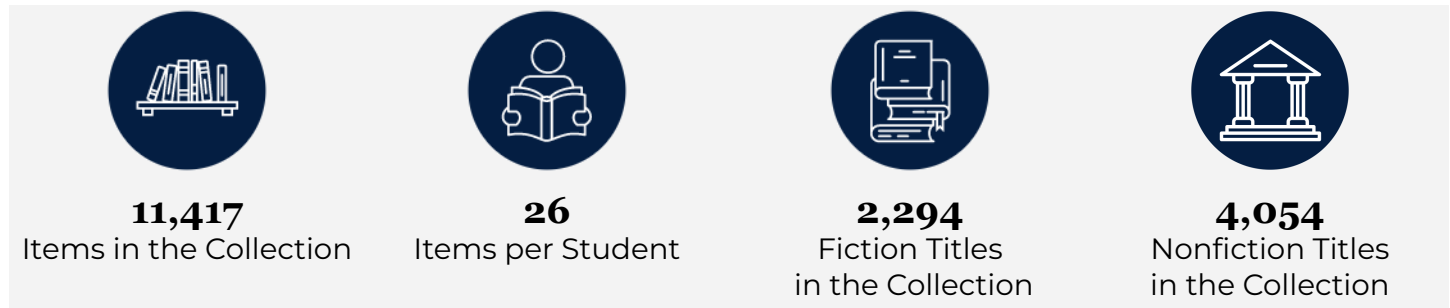
Comparison between 2021-22 and 2022-23 Testing Data

(adapted from <https://www.fldoe.org/accountability/assessments/k-12-student-assessment/results/2023.stml>)

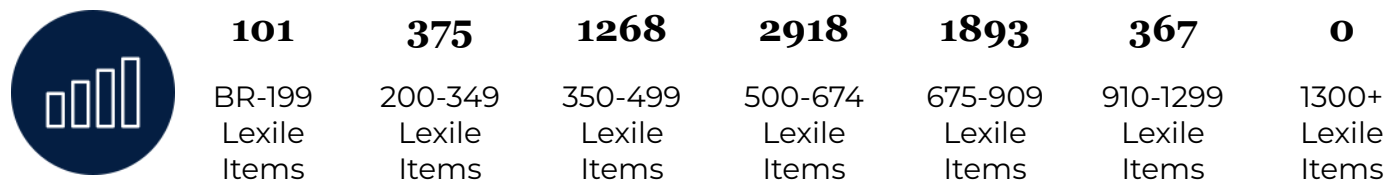
In 2023, the state transitioned from Florida Standards Assessments (FSA) to Florida Assessment of Student Thinking (FAST) for English Language Arts (ELA) and Mathematics. The 2022-23 for FAST and Benchmarks for Excellent Student Thinking (B.E.S.T.) End-of-Course (EOC) assessments are based on **provisional** achievement level cuts that are linked to each assessment's respective 2021-22 reporting scale. Comparisons should not be made between the 2023 data and previous years' data. The implementation of FAST K-2 in the 2022-23 school year was the first administration of statewide assessments for students in grades K-2. These assessments include Star Early Literacy Proficiency, Star Reading Proficiency, and Star Math Proficiency.

Collection Analysis

The collection is developed for and influenced by students, their interests, academic needs and alignment to the curriculum. The data below is a snapshot of the collection based on a Titlewise Analysis from July 2023. Purchasing or weeding after that time is not reflected in this data.



Library media resources are distributed across the **Lexile reading level ranges** noted below.



Collection Analysis by Category

The information collected in this section provides a detailed look at the current library collection by classification and genre. The information was gathered from Follett Destiny, the library management system, and Titlewave, the vendor's ordering and analysis tool.

Section	# of Titles	Average Age
Computer Science, Information & General Works	62	2010
Philosophy & Psychology	65	2008
Religion	33	2008
Social Sciences	640	2007
Language	74	2006
Science	1363	2007
Technology	672	2006
Arts & Recreation	412	2006
Literature	237	2003
History & Geography	496	2007
Biography	635	2008
Easy	2901	2006
General Fiction	2294	2014
Graphic Novels	608	2018

Notes

- In addition to the physical media center collection, the district provides almost 5,000 eBooks, audiobooks and digital magazines.
- The computer Science, Information & General words section is 13 years old, with growing advances in technology these books need to be more updated
- The science section is over 15 years old and should be updated to have accurate information for students

Representation Analysis

Enrollment & Demographic Data					
447 2023-24 Student Enrollment as of September 7, 2023	Subgroups		Federal Ethnicity		
	29% ELL	26% ESE	60% Hispanic	40% Non-Hispanic	
Federal Race Category					
68% White	22% Black	1% Native	1% Asian	0% Pacific	7% Multicultural

To deepen focus on strategic collection development, specific sections of the collection were analyzed in detail to determine whether the media center collection reflects and represents various points of view and experiences. The goal is to provide a balanced collection that can be both a mirror, to reflect a reader's experience, and a window, so readers can experience different viewpoints.

Results

Based on the available school data of Conway ES in comparison to Collection Analysis results, it was found that:

Student Representation	% of Students	Total # of Titles	Total % of Titles	Avg. Age of Titles
Hispanic	60%	300	3%	2013
Black	22%	455	4%	2014
Native	1%	88	1%	2002
Asian	1%	84	1%	2015
Homeless	10%	25	1%	2014

Strategic Focus

This page lists the priorities for selection and weeding for each school year and includes the action, updates, and outcomes. This is subject to change due to funding and time constraints.

School Year	Strategic Focus
2023-2024	Selection Priorities <ul style="list-style-type: none">● Priority 1: Poverty themes/stories● Priority 2: Non-Fiction Computer Science● Priority 3: Non-Fiction Science
	Weeding Priorities <ul style="list-style-type: none">● Priority 1: Non-Fiction- 600's animals● Priority 2: Non-Fiction: Poetry● Priority 3: Easy books: Average age less than 2006
2024-2025	Selection Priorities <ul style="list-style-type: none">● Priority 1: Non-Fiction: Animals 600's● Priority 2: Non-Fiction: Animals 500's● Priority 3: Non- Fiction: Sports 700's
	Weeding Priorities <ul style="list-style-type: none">● Priority 1: Non-Fiction- Dinosaurs/Space● Priority 2: Biographies● Priority 3: Non-Fiction Bugs

Budget and Purchasing Plan

This page outlines the current budget available and specifically lists the priorities for this school year (2023-2024).

Annual Budget 2023-2024

State Funds	
<i>Source</i>	<i>Amount</i>
State (1001111000)	\$2,285.29
Internal Accounts	
<i>Source</i>	<i>Amount</i>
Book Fair Profits	N/A
Scholastic Bucks	\$2,661
Library Fines	-
Grants or Donations	-
TOTAL	4,946.29

Purchasing Plan 2023-2024

Approximate Purchasing Plan	
<i>Purpose</i>	<i>Amount</i>
Poverty themes/stories	800
Non-Fiction Computer Science	600
Non-Fiction Science	600
SSYRA Books	2,000
TOTAL	4,000

Year-to-Year Collection Change

The information below represents the year-to-year change within the library media center collection from the 2022-23 to 2023-24 school year. The 2022-23 data is based on a collection analysis from June 2022, while the 2023-24 is based on a collection analysis from July 2023.





Data Reflection

- We were able to raise the age of our collection by 3 years
- Our diverse titles in collection went up 1% overall
- Our Hispanic focus titles went from 1% to 3%
- Our Black focus titles went from 1% to 4%

2022-23 Purchased and Weeded Materials

Materials
Added to the
Collection **1,686**

Materials
Weeded from
the Collection **783**

Category	2022-23	2023-24
 Items in the Collection	11079	11,417
 Items per Student	23	26
 Average Age of Collection	2006	2009
 Representative Titles in the Collection	27%	28%